

New Noncommercial River User Account

Step One – Create a login.gov account (if you already have a login.gov account, skip this step)

1. Go to <https://login.gov/help/get-started/create-your-account> and create a login.gov account.
 - You will need to verify your email address by responding to an email sent by login.gov
 - You will need to choose an authentication option.
2. Log out of login.gov and log back in, to confirm your account is good and that you can access it. Log out of login.gov
3. Only continue to Step Two if your login.gov account is good. If you have problems with your login.gov account, you will need to contact login.gov support. *The Grand Canyon River Permits Office does not have access to your login.gov account and cannot provide support for your login.gov account.*
 - Support information is available online at <https://login.gov/help>
 - Details on how to contact login.gov support at <https://login.gov/contact>

Step Two – Create a noncommercial river account (profile)

1. Go to the noncommercial river website (<https://grcariverpermits.nps.gov>) and select the “Go to the Login Page” button.
2. On the "Log In to an Existing River Account or Create a New Account" web page, select the "Login" button.

An official website of the United States government [View a help page](#)

Grand Canyon National Park
Noncommercial River Permits

Log In to an Existing River Account or Create a New Account

Grand Canyon Noncommercial River Permits is using Login.gov.

▼ Existing river account and first time using login.gov?

1. **You will need your old river account login info.** If forgotten, request at [Forgot old river user name or reset old river password](#) then wait for the email before continuing on to step 2.
2. If you already have a login.gov account, skip this step. Otherwise, create an account at [login.gov](#), once done log out of your login.gov account, and then come back to this page.
3. Now that you have two separate accounts, one for each system, select the "Login" button below.
4. Select the "Sign in using login.gov" button and enter your email and login.gov password.
5. If successful, you will be transferred back to this website. Select "I have an existing Grand Canyon noncommercial river permits account and I need to link it with my login.gov account". You will then be prompted to enter your old river username and old river password.

[Detailed directions with screenshots \(pdf file\)](#)

Each river account can only be linked to one login.gov account. River account access cannot be "shared". River accounts are restricted to the first login.gov account they link with.

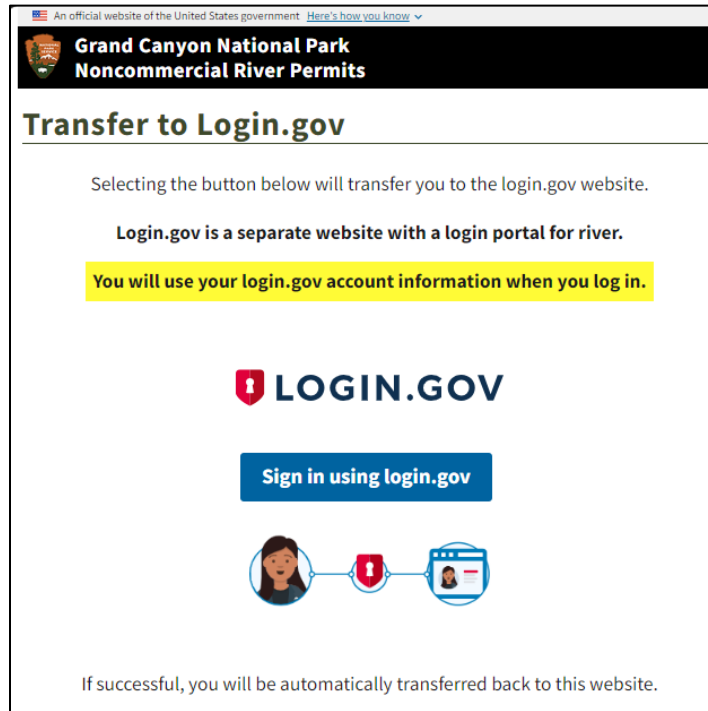
► Existing river account and linked with login.gov? ► New to the website and creating a new river account?

YOU MUST HAVE A LOGIN.GOV ACCOUNT BEFORE YOU SELECT THE BUTTON BELOW.

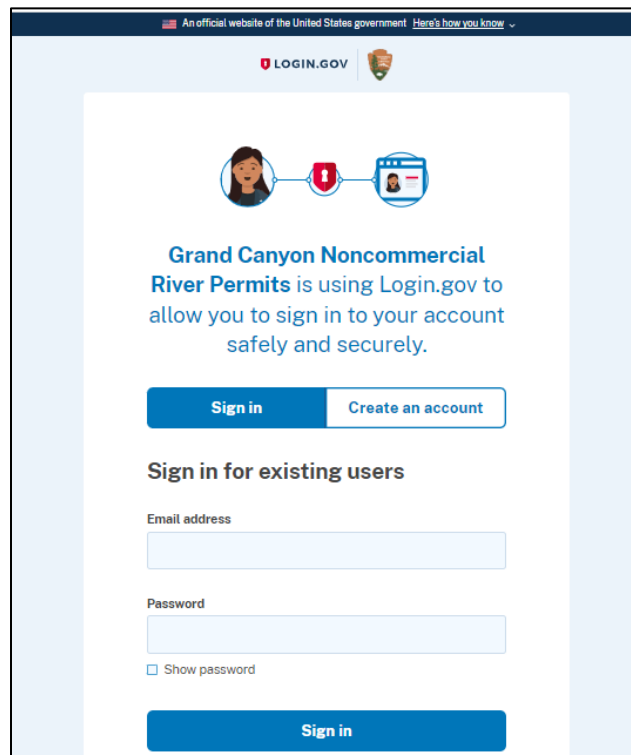
Follow the directions at <https://login.gov/help/get-started/create-your-account/>

Login

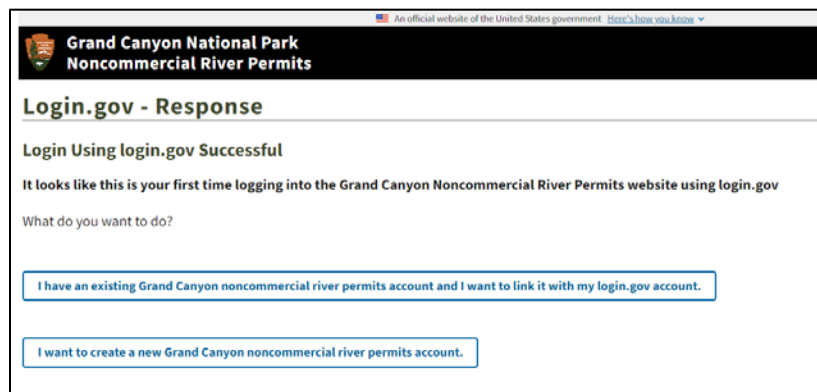
3. On the "Transfer to Login.gov" web page, select the "Sign in using login.gov" button, this will automatically forward you to the noncommercial river portal on the login.gov website.



4. Fill out the login form located on the noncommercial river portal on the login.gov website. Use your login.gov account information. The same information you used in Step One when creating your login.gov account.



5. If successful, you will be asked permission to allow Grand Canyon Noncommercial River Permits to be a connected account. You need to give permission.
 - If you are unable to access your login.gov account, you will need to contact login.gov support. *The Grand Canyon River Permits Office does not have access to your login.gov account and cannot provide support for your login.gov account.*
 - Support information is available online at <https://login.gov/help>
 - Details on how to contact login.gov at <https://login.gov/contact>
6. Login.gov will automatically return you back to the river website. Select the “I want to create a new Grand Canyon noncommercial river permits account” button.



An official website of the United States government [Skip to home page](#)

Grand Canyon National Park
Noncommercial River Permits

Login.gov - Response

Login Using login.gov Successful

It looks like this is your first time logging into the Grand Canyon Noncommercial River Permits website using login.gov

What do you want to do?

7. Enter your legal name and date of birth on the first form. Enter your contact information on the second form. After the forms are saved, you will be automatically forwarded to your new river user account (profile).